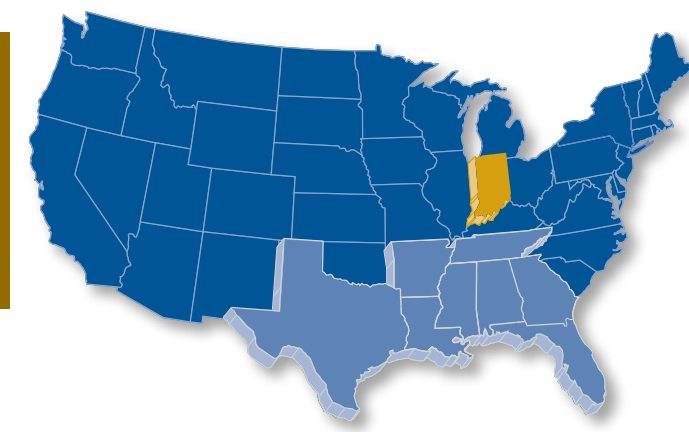


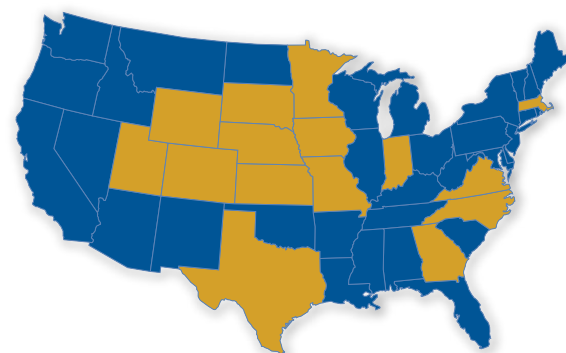
# SOUTHERN STATES — COST OF DOING BUSINESS COMPARISON

(Assumptions: Taxable Income = \$1,000,000 and Employment = 100)



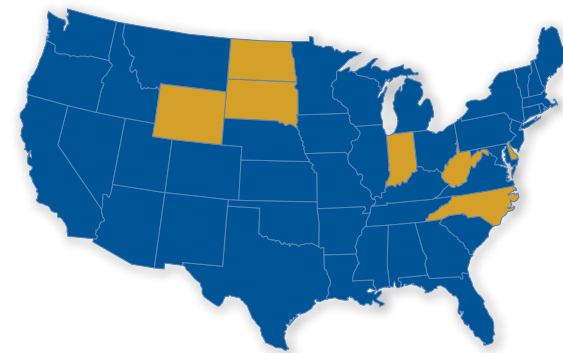
<b>Business Costs</b>	<b>Indiana</b>	<b>Alabama</b>	<b>Arkansas</b>	<b>Florida</b>	<b>Georgia</b>	<b>Louisiana</b>	<b>Mississippi</b>	<b>Tennessee</b>	<b>Texas</b>
<b>Total State Business Taxes / Sum of Corporate State Income Tax, Workers' Compensation and Unemployment Insurance (2010)</b>	<b>\$151,136</b>	<b>\$198,929</b>	<b>\$157,220</b>	<b>\$163,150</b>	<b>\$179,790</b>	<b>\$211,122</b>	<b>\$146,974</b>	<b>\$181,490</b>	<b>\$149,951</b>
Corporate Income Tax Due Per Net Taxable Income of \$1,000,000 (2009)	<b>\$85,000</b>	\$65,000	\$65,000	\$55,000	\$60,000	\$80,000	\$50,000	\$65,000	\$5,750
Average Workers' Compensation Annual Premium Based on 100 Employees (2010)	<b>\$47,236</b>	\$112,329	\$56,220	\$89,250	\$97,520	\$111,452	\$78,074	\$97,590	\$119,901
Average Workers' Compensation Rate (2008)	<b>\$1.23</b>	\$2.90	\$1.61	\$2.20	\$2.29	\$2.76	\$2.33	\$2.44	\$2.61
Average Unemployment Insurance Based on 100 Employees (2010)	<b>\$18,900</b>	\$21,600	\$36,000	\$18,900	\$22,270	\$19,670	\$18,900	\$18,900	\$24,300
<b>Other State Data</b>									
Average Annual Wage (2008)	<b>\$38,403</b>	\$38,734	\$34,919	\$40,568	\$42,585	\$40,381	\$33,508	\$39,996	\$45,939
Average Price of Electricity, Industrial Sector (2009) (cents/kWh)	<b>5.82</b>	6.17	6.07	9.39	6.29	5.53	6.72	6.72	7.14

**Top State for Business**



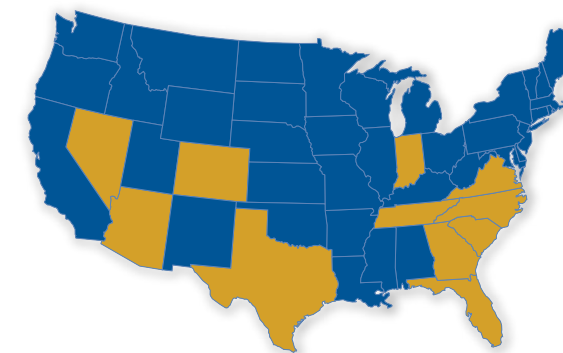
CNBC, July 2009

**Best in Midwest for Business Costs**



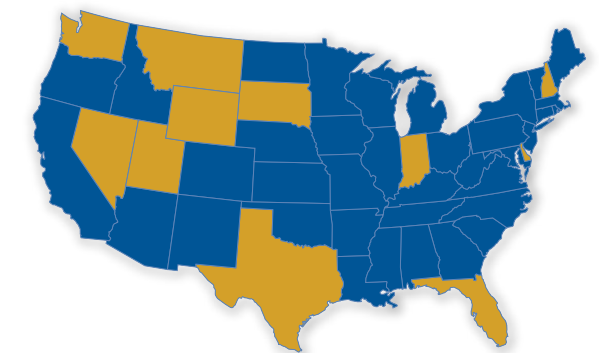
Forbes, September 2009

**Best Place for Business**



Chief Executive, March 2009

**Best Tax Environment in Midwest**



Tax Foundation, September 2009